

Student Feedback Analysis Report
2015-16

Department : Undergraduate -BBA & B.Com(C.A.)

Feedback collected during: January 2016

Number of students enrolled for the Program: 886 (629 BBA and 257 BCCA)

Number of students participated: 90

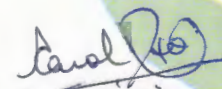
Sr. No.	Parameter	% Response		
		Satisfied	Neutral	Not Satisfied
1	Regularity of class	58	32	10
2	Syllabus completion	45	30	25
3	Subject Knowledge	51	28	21
4	Lecture Delivery	50	28	22
5	Students Interaction	40	32	28
6	Providing teaching material	45	30	25
7	Class Control & Discipline	40	35	25
8	Approachability of the faculty	42	32	26
9	PEP Activities	58	29	13
10	Guest Lectures	35	33	32
11	Library Facility	40	30	30
12	Canteen Facility	35	35	30
13	Cleanliness of Classrooms & Washrooms	45	20	35

Inferences:

1. Students feel interaction with faculty should increase.
2. Students are dissatisfied with the cleanliness of classroom and washroom area.
3. Students are dissatisfied with library (Less no of books are issued)
4. Students were satisfied with the teaching method used by the faculty.
5. Students are satisfied with the regularity of the class

Specific Remarks:

1. Students requested to conduct industrial visits.
2. Students requested to be guided on various career options.


 Prof. Carol Poonekar
 Program Coordinator

Students Feedback Analysis Report

2015-16

Department: PG (MBA)

Feedback collected during: January 2016

Total No. of students enrolled: 342 (179+163)

No. of Students participated in feedback: 90

Sr. No.	Parameter	% Response		
		Satisfied	Neutral	Not Satisfied
1	Usefulness of Curriculum Contents	40	30	30
2	Focus on syllabus by faculties	50	35	15
3	Teacher – Student Interaction	41.11	50	0.89
4	Regularity and Punctuality of Teachers	44.44	38.89	16.67
5	Break timings	47.78	22.22	30
6	Computer Lab facilities	40	37.77	22.23
7	Effectiveness of CRT sessions	40	40	20
8	Effectiveness of Activities for learning	27.78	41.11	31.11
9	Library facilities	50	30	20
10	Infrastructural facilities (Projectors, Internet facilities in classrooms etc)	40	40	20
11	Cleanliness of Washrooms & classrooms	38.89	16.67	44.44
12	Canteen facilities	30	30	40
13	Admin staff cooperation	50	35	15

Inferences:

1. Regular updation of lab facility was demanded by students
2. Dissatisfaction regarding cleanliness of washrooms among students was observed
3. Support of administrative staff was appreciated by the students
4. Break timings to be increased
5. Job oriented recruitment training was demanded by students

Special Remarks:

1. Prof. Rohan Pankule should make subject class more interactive
2. Wi-Fi facilities to be installed in classrooms
3. Extra classes for Accounting, finance and statistics subjects
4. Canteen facilities to be improved

A handwritten signature in black ink, appearing to read 'Gharpure', with a stylized flourish at the end.

Prof. Yogesh Gharpure

Program Coordinator

Alumni Feedback Analysis Report

2015-16

Department: UG (BBA/ BCCA) & PG (MBA)

No. of Students participated in Feedback: 100


SN	Parameters evaluated	Response %		
		Satisfied	Neutral	Dissatisfied
1	Applicability of Course syllabus in practice	34	30	36
2	Cooperativeness of faculties	61	28	11
3	Institutes teaching methodology for development of students	48	26	26
4	Handling students grievances	46	38	16
5	Ample of opportunities of placements by Placement Team	40	21	39
6	Infrastructure facilities available in the Institute	38	28	34
7	Cooperation of Admin Staff	58	29	13
8	Usefulness of activities for student development	38	27	35

Inferences:

1. Displeasure among the students regarding content of the syllabus and its practical use was noted.
2. Cooperativeness of faculties of the institute was appreciated by the Alumni
3. Dissatisfaction among the alumni regarding, opportunities generated by Placement team for the students
4. Displeasure of alumni regarding quality of infrastructural facilities provide by the Institute.
5. Effectiveness of activities conducted by the Institute for student's development was not satisfactory among the alumni.

Special Remarks:

1. Cleanliness of washrooms and classrooms
2. Separate Industrial tour for UG and PG Students to be organised.
3. More no of interaction sessions to be conducted between Alumni and present students.
4. Hi speed internet facilities should be provided.



Dr. Praveen Mustoor

Chairman - Training & Placements

Faculty Feedback Analysis Report

2015-16

Program: PG (MBA)

Feedback Collected during: February 2016

No of Enrolled Faculties: 30

No. Of faculties participated in feedback: 20


SN	Parameters Evaluated	Response %				
		SA	A	N	D	SD
1	Program curriculum is updated from time to time	-	10	40	40	10
2	Course syllabus is practical oriented		20	30	30	20
3	ABL ideology Contributes student development	60	20	20	-	-
4	Sufficiency of books in library	40	20	25	15	-
5	Availability of teaching aids	40	15	25	20	
6	Encouragement to faculties for consultancy services, workshops/ seminars, industry linkage etc	90	10	-	-	-
7	University evaluation system is effective	10	10	30	30	20
8	Faculty freedom in adopting new teaching methodologies	80	15	5	-	-
9	Conducive environment for Teaching & Research	90	10	-	-	-
10	Adequacy of infrastructure facilities in the institute	50	20	10	20	-
11	Adequacy of classrooms and furniture	50	30	20	-	-
12	Administration support in Institution development	60	30	10	-	-

Inferences:

1. Practical application of course syllabus is priority among the faculty members
2. Faculties are of the opinion that course syllabus needs to be updated from time to time
3. Institute's ideology of ABL (Activity based learning) is well appreciated by the faculty members
4. Need of transparency in university evaluation system from faculty members was noted.

Special Remarks:

1. Concern over slow internet facility from faculty members was noted
2. Dissatisfaction of faculty members towards cleanliness of washrooms was observed



Dr. Sanjay Kavishwar

Dean - Academics